

# Smart pocket door, Sjöbergs Cabinet 1

Smart: Sliding doors for Cabinet 1

TILTED SHELF

THE INTERIOR SIDE  
PANELS ARE PREDRILLED  
MAKING THE DRAWERS  
AND SHELVES ADJUSTABLE

FRAME AND INTERIOR ARE  
MADE OF BIRCH PLYWOOD

SHELF

POCKET DOORS.  
CHOOSE FROM  
BIRCH, WHITE-  
BOARD OR GLASS

DRAWER ON ROLL BAR  
64 MM




DRAWER ON ROLL BAR  
96 MM

SHELF

DRAWER 107 MM

DRAWER 203 MM

SKIRTING BOARD





# Smart pocket door, Cabinet 1!

8 interior layouts plus you can select from 3 different door options.

THE SJÖBERGS CABINET 1  
A robust, attractive and clever cabinet for versatile storage. Frame and interior are made of 18 mm (3/4") birch plywood which provides stability and durability.

Doors are available in birch, whiteboard or glass to the smart recessed design that permits them to slide back into the cabinet when closed. No more swinging doors that are in the way. The Sjöberg Cabinet 1 can be adapted to meet a variety of storage needs such as tools, office stationery and computers. The cabinet comes in handy knockdown packages.

All our cabinets are supplied in a knock-down form to minimize the risk of damage and reduce shipping costs. The assembly is very simple.

For more information on our cabinet assortment, order a catalogue or visit [www.sjobergs.se](http://www.sjobergs.se)



# Design your own Cabinet1!

The Sjöbergs Cabinet1 is designed so that you can build cabinets to suit your own needs.

<b>BIRCH DOORS</b>  No/Nr 33950	<b>SHELF</b>  No/Nr 33960	<b>TILTED SHELF</b>  No/Nr 33961	<b>KEYBOARD SHELF</b>  No/Nr 33962	<b>DUST SHELF</b>  No/Nr 33203	<b>HOLDER FOR REELS OF THREAD</b>  No/Nr 33104	<b>CABINET 1 is equipped with pocket doorhinges – this is how you can design your own cupboard</b>  33954 Frame 1000x490x1000 mm, x2 33980 Skirting board  CHOISE 33950 Birch doors 33951 Whiteboard doors 33952 Glass doors  FURNISHING TO MEET YOUR OWN PREFERENCES Two frames assembled above each other with a skirting board gives a height of 2100 mm. For this, choose any two pairs of doors.  All our cabinets are supplied in a knock down form to minimize the risk of damage and reduce shipping costs. The assembly is very simple.
<b>WHITEBOARD DOORS</b>  No/Nr 33951	<b>DRAWER WITH ROLLER RAIL</b>  No/Nr 33970	<b>DRAWER WITH ROLLER RAIL</b>  No/Nr 33971	<b>TOOL POSITIONING STRIPS</b>  No/Nr 33992	<b>DIVIDER FOR DRAWER</b>  No/Nr 33103	<b>BOXES FOR DRAWER</b>  No/Nr 33204. 4-pack/4 st	
<b>GLASS DOORS</b>  No/Nr 33952	<b>DRAWER</b>  No/Nr 33973/33974	<b>DRAWER</b>  No/Nr 33975	<b>TRAY</b>  No/Nr 33102	<b>RIBBON HOLDER</b>  No/Nr 33109	<b>FRAME</b>  No/Nr 33954	
<b>BASE FOR CABINET</b>  No/Nr 33980						



# Cabinet 2, 3 & 4!

**CABINET 2**  
Robust, stable and functional as Cabinet 1 with half doors in birch fitted with 170 degree oven hinges. The interior consists of 4 fixed and 4 adjustable shelves in 18 mm birch plywood. Including base the cupboard has a height of 2100 mm, depth 490 mm and width 1000 mm.

**CABINET 3**  
If you want to add height, you can use Cabinet 3 which is 500 mm high. It fits Cabinets 1, 2 and 4.

**CABINET 4**  
The doors have 170 degree oven hinges. The interior of Cabinet 4 consists of 1 clothes rail plus 4 adjustable and 1 fixed shelf. The cupboard dimensions including base are 1600 mm high, 1000 mm wide and 490 mm deep. Cupboards 3 and 4 with the base have a standard height of 2100 mm.